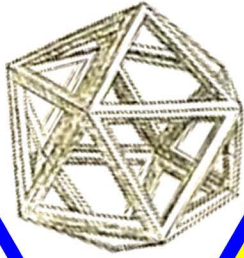





# Octahedrons

3. Fold along all creased lines.
4. Glue tabs to corresponding side - the top four triangles and the bottom four



July 18-20, 2008

Celebrating art, science, and technology



July 18-20, 2008

Celebrating art, science, and technology

4... triangles

each form a pyramidal cup. When dry, glue cups together by the mouth to form the octahedron.

0. There are two octahedrons.

**Maker Faire®**

May 3 & 4  
2008


Bay Area, CA  
San Mateo  
County  
Fairgrounds



**Maker Faire®**

May 3 & 4  
2008

Bay Area, CA  
San Mateo  
County  
Fairgrounds



1. Crease between each triangle, and at base of tabs.
2. Cut each figure out around tabs.